

Precision-Loc®

Soffit and Wall Panel



An *effective* and *versatile* soffit and fascia panel

Precision-Loc is a concealed-fastener panel with clean lines that complement a building's eaves and walls. The 12" width offers flexibility in design and is available in solid or vented, with a flat appearing finish or with one stiffening groove.

- Excellent 1" deep soffit panel.
- 12" wide panel with interlocking seam.
- Smooth finish or with one "V" groove.
- Fastens directly to the sub-structure.
- Fluoropon paint system.



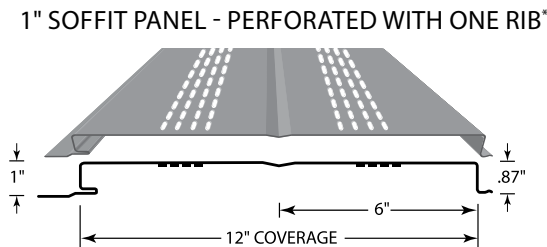
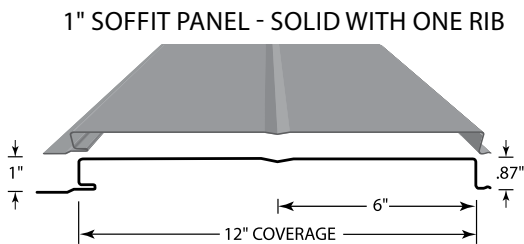
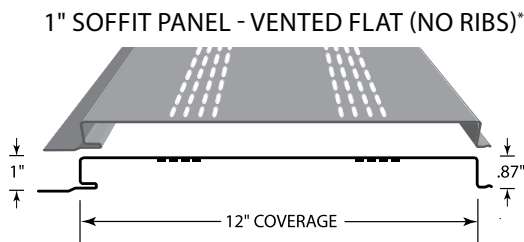
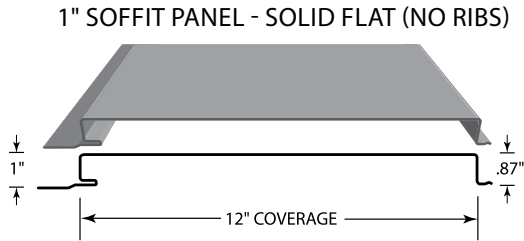
RECOMMENDED N/A PITCH AND ABOVE	24 GAUGE	12" OVERALL COVERAGE	1" MAXIMUM RIB HEIGHT
---	--------------------	-----------------------------------	------------------------------------

10274 W 600 South
Mentone, IN 46539
574-353-7701
Fax: 574-353-7183



NIFFTONE.COM

Choose the panel that best fits your project.



MINIMUM SPECIFICATIONS FOR PRIME PAINTED PANELS

GAUGE
24 ga.

STEEL THICKNESS
0.023"

PAINT THICKNESS
Top coat paint: .70 mil
Top coat primer: .30 mil
Bottom coat backer: .35 mil
Bottom coat primer: .35 mil

TOTAL THICKNESS
0.0247"

RUST PROTECTANT SUBSTRATE
Galvalume® AZ50

STEEL STRENGTH
50,000 PSI min

PAINT SYSTEM
Fluropon®

WARRANTY
Lifetime limited paint adhesion
30-yr. chalk and fade
20-yr. Galvalume perforation*

Find more information at
NIFFTONE.COM

* Due to the penetration of the steel's protective coating, vented profiles are subject to rust and not covered by a perforation warranty.